

How to Use FAFSA Data Retrieval



Home



About Us



PIN Site



StudentAid.gov



Help

SEARCH

English | Español

Get help paying for college

Submit a Free Application for Federal Student Aid (FAFSA)



New to the FAFSA?

Start A New
FAFSA

Returning User?

- Make a correction
- Add a school
- View your Student Aid Report (SAR), and more...

Login

☐ Go to www.FAFSA.ed.gov, click the

Login

button.



SEARCH

Login

Student Information

Form Approved
OMB No. 1845-0001
App Exp. 12/31/2015

Instructions are provided for each FAFSA question in the Help and Hints section on the right side of the page and are also available by clicking **Need Help?** at the bottom of the page.

The student's first name

The student's full last name

The student's Social Security Number

The student's date of birth (mmddyyyy)

NEXT

NEED HELP?

Help and Hints

The student's first name

You must enter the student's first name.

Use the student's proper name, not a nickname. The student's first name must match the first name on his/her Social Security card.

The student's entry must contain only letters (A-Z), numbers (0-9), periods (.), apostrophes ('), dashes (-), or blanks (spaces). No other characters are allowed.

[More>>>](#)

STUDENT

☐ Input your information and click the **NEXT** button.



Welcome,

Logout

SEARCH

My FAFSA

Welcome,

[2013-2014](#)

[2012-2013](#)



Current Application Status: Processed - Missing Signatures

Your application was submitted without the required signatures and will be incomplete until signatures are received.

Provide signatures now to complete your application.

PROVIDE
SIGNATURES

Original Application
Submitted: 02/11/2013
Processed: 02/27/2013
DRN:

You can also:

- [View or Print Processed Information](#)
- [View or Print Processed Information \(HTML version\)](#)
- [Make FAFSA Corrections](#) to make a change, add a school, or transfer IRS data into your FAFSA.

Federal Student Aid PIN

PIN Status: No PIN - Submit PIN Application

[Apply For A PIN](#)

You do not have a PIN on file. You will need a PIN to sign your FAFSA electronically or make corrections to your FAFSA.

- ❑ Towards the top of the page, select the FAFSA award year in which you will be attending school. (*Note: Spring semesters are the same FAFSA award year as the previous Fall semester)
- ❑ Click on [Make FAFSA Corrections](#) to continue.



Help

SEARCH

Student Demographics

School Selection

Dependency Status

Parent Demographics

Financial Information

Sign & Submit

Confirmation

Introduction Page - 2013-2014 Correction

Use the **Next** and **Previous** buttons to move from page to page in the form. If you use your browser's back and forward buttons to move from page to page, you may lose your data.

[Making corrections to a processed FAFSA](#)

[How many steps does it take to complete?](#)

[How can I get help correcting my FAFSA?](#)

[Can I save my FAFSA if I can't finish it?](#)

[Signing the FAFSA](#)

[FAFSA on the Web Security and Privacy](#)

NEXT

EXIT

☐ Click on

Financial Information

Federal Student Aid
An OFFICE of the U.S. DEPARTMENT of EDUCATION

PROUD SPONSOR of the AMERICAN MIND™

FAFSA™
Free Application for Federal Student Aid

Help [SEARCH]

Student Demographics | School Selection | Dependency Status | Parent Demographics | **Financial Information** | Sign & Submit | Confirmation

Parent Financial Information | Help and Hints

Federal Student Aid
An OFFICE of the U.S. DEPARTMENT of EDUCATION

PROUD SPONSOR of the AMERICAN MIND™

FAFSA™
Free Application for Federal Student Aid

Help [SEARCH]

For 2012 or another year

Student Demographics | School Selection | Dependency Status | Parent Demographics | **Financial Information** | Sign & Submit | Confirmation

Student Financial Information

The following error(s) have occurred:

- The student's and spouse's income is identical.

Application was successfully saved.

For 2012, have you completed your IRS income tax return or another tax return? **Already completed**

You may be able to use the [IRS Data Retrieval Tool](#) to view and transfer your tax information from the IRS.

Did you or your spouse file as Married Filing Separately?
 Yes No

Did you or your spouse file as Head of Household?
 Yes No

Did you file an amended tax return?
 Yes No

Did you file a Puerto Rican or foreign tax return?
 Yes No

Did you file your taxes electronically in the last 3 weeks (or by mail in the last 8 weeks)?
 Yes No

Based on your response, we recommend that you transfer your information from the IRS into this FAFSA.

[LINK TO IRS](#)

Help and Hints

Did you or your spouse file as Married Filing Separately?

If you are married but you and your spouse filed separate tax returns, select **Yes**; otherwise, select **No**. (Note: This option displays only if you indicate that you are married.)

You are not eligible to use the [IRS Data Retrieval Tool](#) if you and your spouse are currently married but filed separate tax returns.

Related Topics:

[Why can't I use the IRS Data Retrieval Tool if I am married and filed taxes separately from my spouse?](#)

- ❑ Information in both the student **AND** parent sections must be added.
- ❑ Select “ **Already completed** ”, if applicable.
- ❑ You will be asked to answer questions; all answers must be “No” to be eligible for retrieval.
 - Click **LINK TO IRS** to continue.

Federal Student Aid | PROUD SPONSOR of the AMERICAN MIND™ | FAFSA™ | Free Application for Federal Student Aid

Help [SEARCH]

Student Demographics | School Selection | Dependency Status | Parent Demographics | Financial Information | Sign & Submit | Confirmation

Leaving FAFSA on the Web

You have entered answers to one or more income questions. FAFSA on the Web will delete these responses and replace them with information contained in your tax return when you transfer your IRS tax information into this FAFSA.

You are now leaving FAFSA on the Web and will be transferred to the IRS Web site to access your IRS tax information. Your information will be saved and your FAFSA on the Web session will end.

Your saved FAFSA will automatically open either when you transfer your information from the IRS or choose to return to FAFSA on the Web from the IRS Web site. If you do not transfer your information or choose not to return to FAFSA on the Web from the IRS Web site, you will have to log in to open your saved FAFSA.

Click **OK** to continue. Otherwise, click **Cancel**.

If you have any questions or problems using this tool, view available [Help](#) options for assistance.

STUDENT

Return to FAFSA | Log Out | Help | Español

Get My Federal Income Tax Information

See our [Privacy Notice](#) regarding our request for your personal information.

Enter the following information as it appears on your 2012 Federal Income Tax Return. Required fields *

First Name *	Larry
Last Name *	Lastnameapp
Social Security	
Date of Birth *	
Filing Status *	
Address - Must	
Street Address	
P.O. Box (R	
Apt. Number (Required if entered on your tax return)	
Country *	United States
City, Town or Post Office *	
State/U.S. Territory *	Select One
ZIP Code *	

THIS U.S. GOVERNMENT SYSTEM IS FOR AUTHORIZED USE ONLY!
 Use of this system constitutes consent to monitoring, interception, recording, reading, copying or capturing by authorized personnel of all activities. There is no right to privacy in this system. Unauthorized use of this system is prohibited and subject to criminal and civil penalties, including all penalties applicable to willful unauthorized access (UNAX) or inspection of taxpayer records (under 18 U.S.C. 1030 and 26 U.S.C. 7213A and 26 U.S.C. 7431).

Select the button below to exit the IRS system and return to your FAFSA.

By submitting this information, you certify that you are the person identified. Use of this system to access another person's information may result in civil and criminal penalties.

☐ Click the button and you will be redirected to IRS.gov for retrieval.

Get My Federal Income Tax Information

See our [Privacy Notice](#) regarding our request for your personal information.

Enter the following information as it appears on your 2012 Federal Income Tax Return. [?](#)

Required fields *

First Name *	<input type="text"/>
Last Name *	<input type="text"/>
Social Security Number *	XXX-XX-1234
Date of Birth *	<input type="text"/> / <input type="text"/> / <input type="text"/>
Filing Status * ?	Select One <input type="button" value="v"/>
Address - Must match your 2012 Federal Income Tax Return. ?	
Street Address *	<input type="text"/>
P.O. Box (Required if entered on your tax return) ?	<input type="text"/>
Apt. Number (Required if entered on your tax return)	<input type="text"/>
Country *	United States <input type="button" value="v"/>
City, Town or Post Office *	<input type="text"/>
State/U.S. Territory *	Select One <input type="button" value="v"/>
ZIP Code *	<input type="text"/>

Select the button below to exit the IRS system and return to your FAFSA.





By submitting this information, you certify that you are the person identified. Use of this system to access another person's information may result in civil and criminal penalties.

Input all information into fields. (Note: MUST match exactly what is on tax return)

Click the button.

Student 2012 Federal Income Tax Information

The information below is your tax information that will help you answer some of the questions on the FAFSA.

	My Tax Information	FAFSA Question Numbers 
Tax Year	2012	
Name(s)		
Social Security Number	XXX-XX-1234	
Filing Status	Head of Household	
Type of Tax Return Filed	1040A	Question 33 on the FAFSA
Adjusted Gross Income	\$27,405	Question 35 on the FAFSA
Income Earned From Work 	\$27,405	Question 38 on the FAFSA
Income Tax	\$0	Question 36 on the FAFSA
IRS Exemptions	2	Question 37 on the FAFSA
Education Credits	\$1,153	Question 43a on the FAFSA
IRA Deductions and Payments	\$0	Question 44b on the FAFSA
Tax-Exempt Interest Income	\$0	Question 44d on the FAFSA
Untaxed IRA Distributions 	\$0	Question 44e on the FAFSA
Untaxed Pensions 	\$0	Question 44f on the FAFSA

 Print this page for your records before choosing an option below.

Transfer My Tax Information into the FAFSA

The tax information provided above will populate the answers to the appropriate FAFSA questions. After the FAFSA is populated your IRS session will end and you will return to your FAFSA. Check this box if you are choosing to transfer your information.

Transfer Now 

Do Not Transfer My Tax Information and Return to the FAFSA

By clicking the "Do Not Transfer" button, you are choosing not to transfer your tax information

Do Not Transfer 

Select the option to transfer your tax information. Click the **Transfer Now** button.

❖ You will now be redirected back to the FAFSA website.



SEARCH

- Student Demographics
- School Selection
- Dependency Status
- Parent Demographics
- Financial Information
- Sign & Submit
- Confirmation

Sign & Submit

[VIEW OR PRINT YOUR FAFSA INFORMATION](#)

Student's Social Security Number

XXX-XXX-1234

Student's last name

Student's date of birth

What is your (the student's) PIN?

[I Forgot/Don't Know My PIN](#)

SIGN

READ BEFORE PROCEEDING

By signing this application electronically using your Federal Student Aid PIN or by signing a signature page and mailing it to us, YOU, THE STUDENT, certify that you:

1. will use federal and/or state student financial aid only to pay the cost of attending an institution of higher education,
2. are not in default on a federal student loan or have made satisfactory arrangements to repay it,
3. do not owe money back on a federal student grant or have made satisfactory arrangements to repay it,
4. will notify your school if you default on a federal student loan and
5. will not receive a Federal Pell Grant from more than one school for the same

Terms of Agreement - Student

Agree Disagree

[PREVIOUS](#)

SUBMIT MY FAFSA NOW

[NEED HELP?](#)

[SAVE](#)

[CLEAR ALL DATA](#)

[EXIT](#)

Help and Hints

Terms of Agreement - Student

In order to submit your FAFSA, you must review the Terms of Agreement and select **Agree**.

[More>>>](#)

❑ Your tax information should now be uploaded to your FAFSA application.

➤ Enter your PIN and click, **SIGN**

➤ Click the **SUBMIT MY FAFSA NOW** button to complete the process.