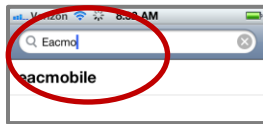


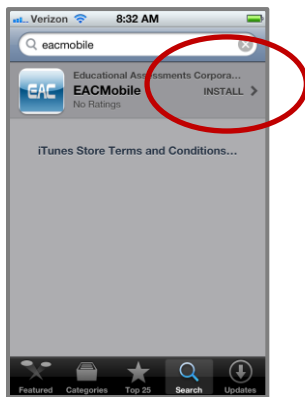
1. Go to the **App Store** on your mobile device.



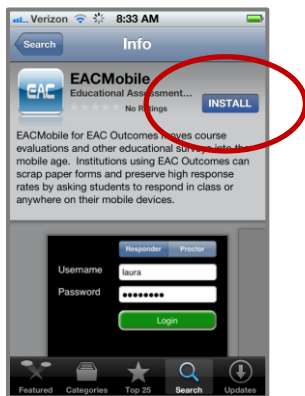
2. Search for **EACMobile**.



3. You will see the **EACMobile App** and you can click on it to select it.



4. Click Install



5. You will be prompted for your Apple Username and/or Password.

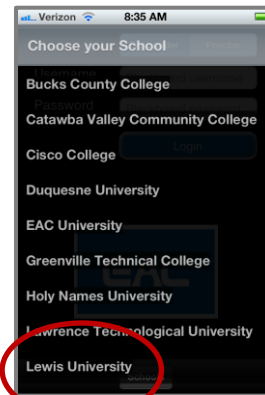


6. Once you enter you've entered your username and/or password, click OK and the install will begin.

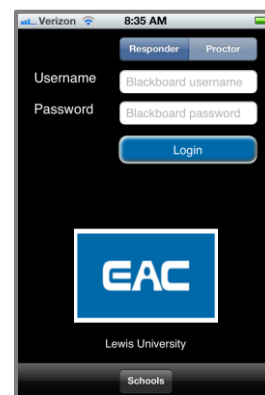
7. After the install has completed, you will have the EAC Icon on your mobile device, click on it to select it.



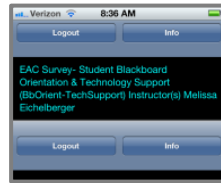
8. You will be prompted to choose your school. Scroll to Lewis University and click on it.



9. You will then be prompted to log into the EACMobile App using your Blackboard Username and Password.



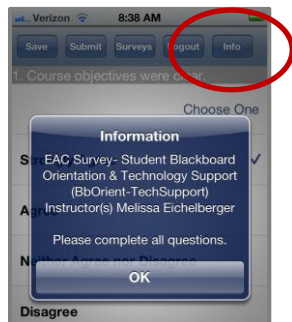
10. When course evaluations are available, they will appear as shown here:



11. The Evaluation will display, click on each appropriate answer and then scroll to the next question. You can click Save to save your responses as you progress through the evaluation.



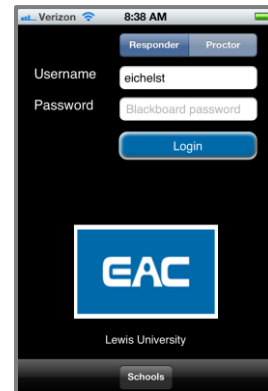
12. To see the evaluation details, you can click on the info button at the top of the screen.



13. Once you have provided a selection for each question on the evaluation, click on Logout. You will get a Warning. Be sure you have answered all questions, and if you are ready to finish the evaluation, click OK.



14. You completed the evaluation and are returned to the login screen.



Questions, concerns or need assistance?
Contact the IMPACT Lab:
815/836-5583 or 815/836-5493
impact@lewisu.edu